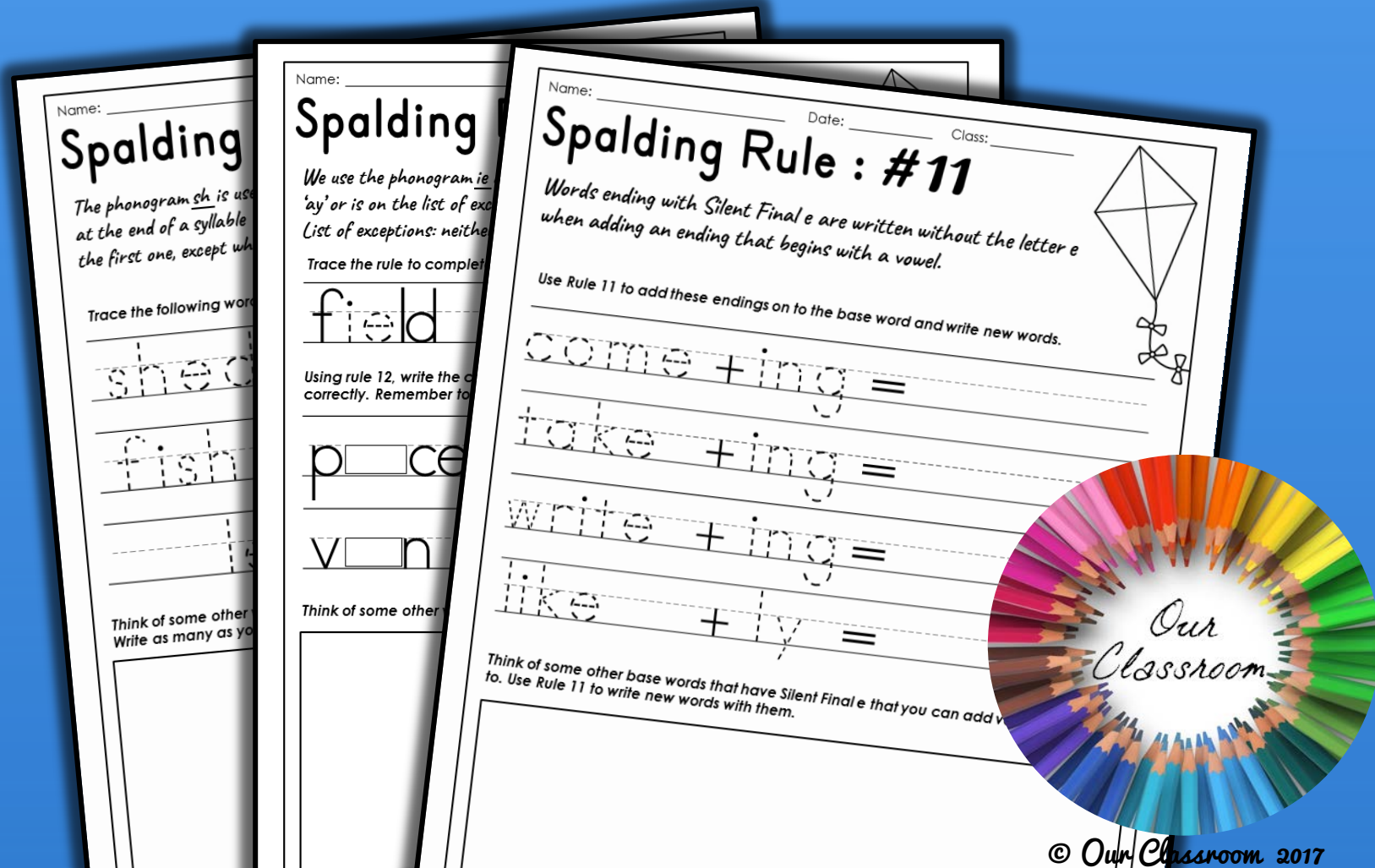




SPALDING

Rules 11-20

worksheets



INSTRUCTIONS

This product contains an individual worksheet for each of the **Spalding Rules 11-20**. It includes phonogram pronunciation, spelling and language rules. Students apply all these rules when spelling, reading words and writing sentences. These worksheets include tasks to help students understand the different rules. Students should be doing daily practice of these rules and these worksheets make that easy!

The worksheets can be printed onto **regular A4 paper** and can be used for literacy centres, homework sheets, time fillers and many other activities.

Below is an example of a worksheet, with an explanation for each section. Each rule may have a different task for students to do, but instructions are clearly given for the student to easily follow and complete.

Name: _____ Date: _____ Class: _____

Spalding Rule : #11

Words ending with Silent Final e are written without the letter e when adding an ending that begins with a vowel.

Use Rule 11 to add these endings on to the base word and write new words.

come + ing = _____

take + ing = _____

write + ing = _____

like + ly = _____

Think of some other base words that have Silent Final e that you can add vowel endings to. Use Rule 11 to write new words with them.

© Our Classroom 2017

The rule number students are focusing on

A detailed explanation of the rule and what it does

A range of activities involving the rule for students to practice.

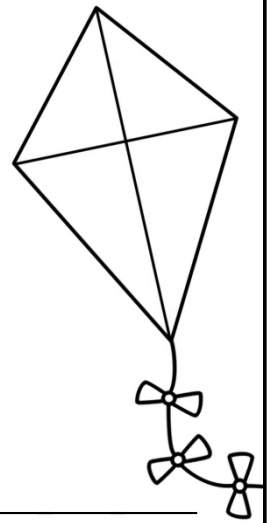


Name: _____ Date: _____ Class: _____

Spalding Rule : #11

Words ending with Silent Final e are written without the letter e when adding an ending that begins with a vowel.

Use Rule 11 to add these endings on to the base word and write new words.



come + ing =

take + ing =

write + ing =

like + ly =

Think of some other base words that have Silent Final e that you can add vowel endings to. Use Rule 11 to write new words with them.

Name: _____ Date: _____ Class: _____

Spalding Rule : #12

We use the phonogram ie and only use the phonogram ei if after c, if it says 'ay' or is on the list of exceptions.

List of exceptions: neither, foreign, seized, forfeit, either, weird, protein, caffeine

Trace the rule to complete the example words then say them.

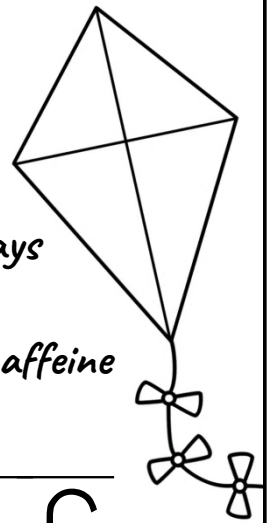
field receive chief

Using rule 12, write the correct phonogram (ie or ei) in the words below to spell the word correctly. Remember to follow the rule!

police word thief

van cycling notice

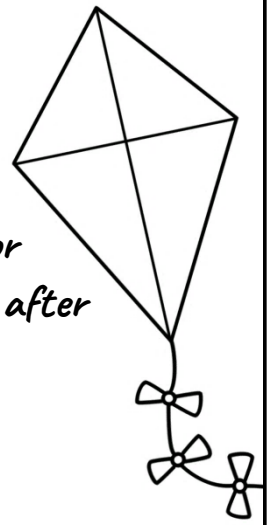
Think of some other words that contain Rule 12. Write as many as you can!



Name: _____ Date: _____ Class: _____

Spalding Rule : #13

The phonogram sh is used at the beginning or end of a base word (she) or at the end of a syllable (finish), but never at the beginning of a syllable after the first one, except when adding the ending of 'ship'. (worship)



Trace the following words containing Rule 13, then say them.

shed shy shirt

fish finish mesh

leadership

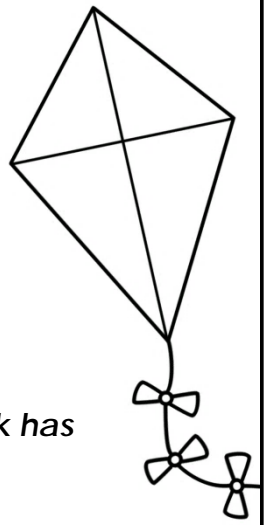
Think of some other words that contain Rule 13. How many different ones can you find?
Write as many as you can!

Name: _____ Date: _____ Class: _____

Spalding Rule : #14

The phonograms ti, si and ci most commonly say 'sh' at the beginning of a second syllable.

Trace the following words containing Rule 14, then say them. A syllable break has been left for you.



na tion sta tion

ses sion man sion

so cial spe cial

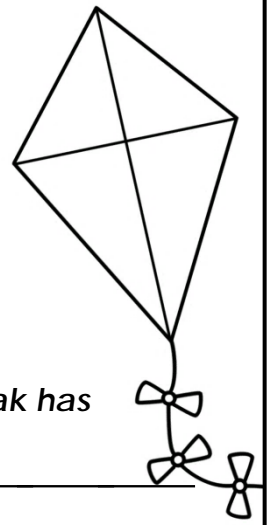
*Think of some other words that contain Rule 14. How many different ones can you find?
Write as many as you can!*

Name: _____ Date: _____ Class: _____

Spalding Rule : #15

The phonogram si says 'sh' when the syllable before it ends in the letter s or when the base word has an s and it is changed.

Trace the rule to complete the example words, then say them. A syllable break has been left for you.



ses sion ten sion

Practice writing and saying some other words containing this rule. A syllable break has been left for you.

im pres sion

dis cus sion

How many more words can you think of that have this rule? Write as many as you can.

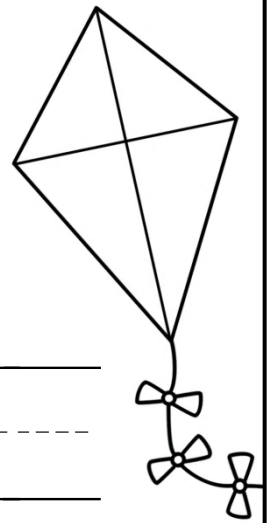
Name: _____ Date: _____ Class: _____

Spalding Rule : #16

The phonogram si may also say 'zh'.

Write the phonogram for this rule

si



Practice writing and saying some other words containing this rule.

vision decision

division occasion

How many more words can you think of that have this rule? Write as many as you can.

Name: _____ Date: _____ Class: _____

Spalding Rule : #17

Double the letters l, f and s after a single vowel at the end of a one-syllable word. This can sometimes be applied to two-syllable words too.

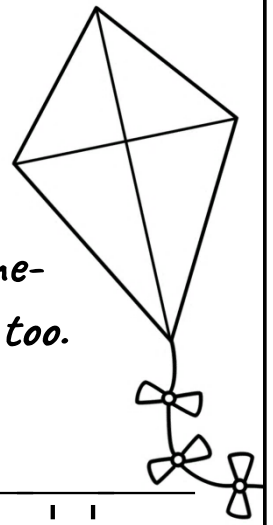
Trace the following words containing Rule 17 then say them.

will all hill call

off puff cliff

miss glass recess

Think of some other words that contain Rule 17. How many different ones can you find?
Write as many as you can!



Name: _____ Date: _____ Class: _____

Spalding Rule : #18

We use the phonogram ay to say 'a' at the end of a base word, never by itself.

Trace the rule to complete the example words, then say them.

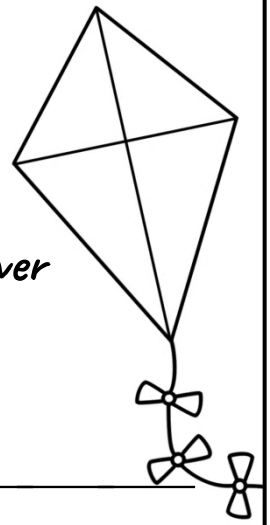
play clay may

Trace the following words containing Rule 18 , then say them.

today say away

day ray relay

How many more words can you think of that have this rule? Write as many as you can!

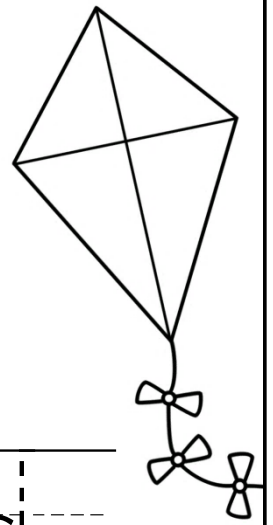


Name: _____ Date: _____ Class: _____

Spalding Rule : #19

The vowels *i* and *o* may say their second sound if followed by two consonants.

Trace the following words containing Rule 19, then say them.



old cold sold

told post gold

child sign mind

climb behind

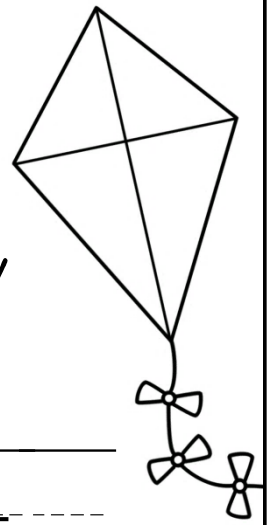
Think of some other words that contain Rule 19. How many different ones can you find?
Write as many as you can!

Name: _____ Date: _____ Class: _____

Spalding Rule : #20

We usually never write the letter s after the letter x. When we say the sound for the letter x, it includes a 's' sound already.

Trace the following words containing Rule 20, then say them.



extra

except

mixture

explain

excuse

expect

express

six

Think of some other words that contain Rule 20. How many different ones can you find?
Write as many as you can!

THANK YOU!

Thank you for your support through the download of this product.

Terms of Use:

- *All pages in this packet are copyrighted.*
- *Pages within this document may only be used for classroom or home use only and you may not create anything to sell or share based on this packet.*
- *This packet may only be used by one teacher per classroom or home.*
- *You may not offer or share this product anywhere on the internet as a download or copy.*

I hope you enjoy this product as much as I have making it. Through the use of my product, you have made me feel connected to your classroom, home and students.

Please check out my [store](#) for other products.

Together, "Our classroom" can grow! 😊

Find me on [Pinterest](#) , [Facebook](#) & [Instagram](#)

